





Sample SkillsUSA Calendar


Here is a list of activities that might be held during the school year, month by month. A chapter can do as few as three or four activities per year, or several per month. The level of activity depends on the interest of the members, the size of the chapter and the amount of time available.

September	
<ul style="list-style-type: none"> • Organize the chapter • Hold a SkillsUSA kick-off event • Elect chapter officers • Collect SkillsUSA member dues • Have first chapter meeting • Start the PDP curriculum 	


October	
<ul style="list-style-type: none"> • Conduct a fundraiser • Attend a state fall leadership event • Install/train chapter officers • Form committees, establish budget, and develop a program of work • Hold meeting with a guest speaker on professional development 	


November	
<ul style="list-style-type: none"> • Distribute <i>SkillsUSA Champions</i> magazine and discuss in class • Submit membership additions to SkillsUSA by Nov. 15 • Learn/practice the SkillsUSA Opening and Closing Ceremonies • Hold a chapter meeting • Conduct a chapter activity 	


December	
<ul style="list-style-type: none"> • Hold a chapter meeting • Conduct community service project • Conduct a holiday party or other social activity • Register and begin to prepare for upcoming competitive events 	


January	
<ul style="list-style-type: none"> • Conduct a local-level SkillsUSA Championships in your classroom • Distribute <i>SkillsUSA Champions</i> magazine and discuss in class • Hold a chapter meeting • Hold an open house or another activity 	


February	
<ul style="list-style-type: none"> • Celebrate SkillsUSA Week • Submit any remaining SkillsUSA membership by the state deadline • Hold a chapter meeting • Register for district or regional SkillUSA competitions • Run for district/state office 	


March	
<ul style="list-style-type: none"> • Distribute <i>SkillsUSA Champions</i> magazine and discuss in class • Coordinate public relations efforts to promote chapter activities • Hold a program Open House and invite parents and industry partners 	

April	
<ul style="list-style-type: none"> • Complete PDP levels • Conduct a fundraiser • Chapter Meeting • Attend state skills conference • Hold a Goodwill tour to visit local companies and seek support 	

May	
<ul style="list-style-type: none"> • Hold a chapter meeting • Distribute <i>SkillsUSA Champions</i> magazine and discuss in class • Plan an end-of-year banquet • Evaluate activities that were conducted this school year 	

June	
<ul style="list-style-type: none"> • Attend SkillsUSA national conference, if eligible 	

July	
<ul style="list-style-type: none"> • Send photos and results of national conference to local media • Attend summer training/camps • Plan for next school year 	

August	
<ul style="list-style-type: none"> • Plan for fall activities 	